
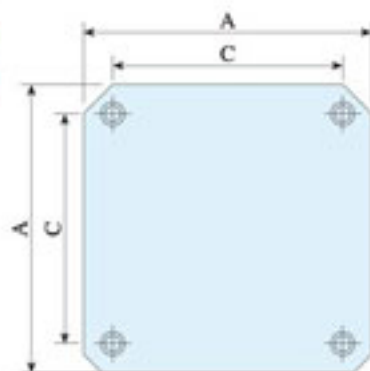




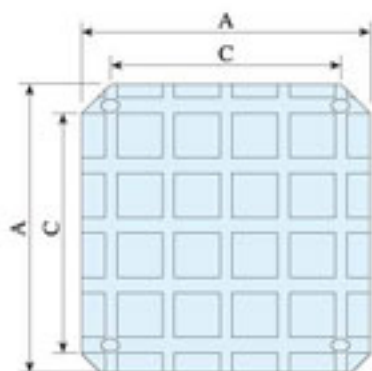
**Features:**

Spheroid graphite cast iron FCD-60kg/mm.  
 Fine grinding both two side 0010mm/500mm anneal processing.

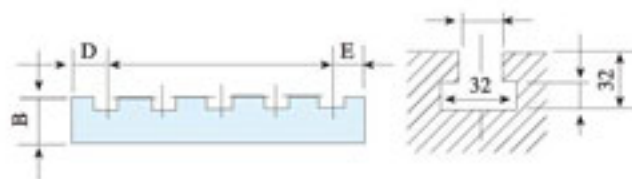
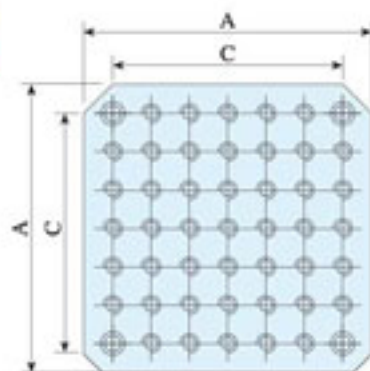
**HP**



**HL**



**HM**



**Accept special size ord**

MODEL	A	B	C	D	E	F	G	MODEL	A	B	C	D	E	F	G
HP300X300X40	300	40	240					HM300X300X40	300	40	240				
HP400X400X40	400	40	320					HM400X400X40	400	40	320				
HP500X500X40	500	40	400					HM500X500X40	500	40	400				
HP600X600X45	600	45	500					HM600X600X45	600	45	500				
HP630X630X70	630	70	500					HM630X630X70	630	70	500				
HL400X400X70	400	70	320	40	40	80	18	HM400X400X70	400	70	320				
HL500X500X70	500	70	400	50	50	100	18	HM500X500X70	500	70	400				
HL630X630X70	630	70	500	65	65	65	18	HM630X630X70	630	70	500				
HL800X800X70	800	70	600	80	80	100	18	HM800X800X70	800	70	600				