



Big opening



Paralleling



Prevent lifting

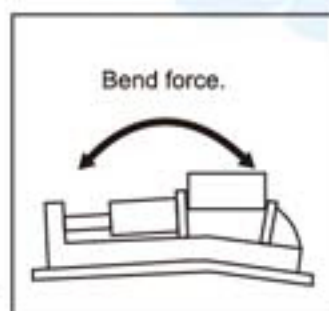
MC 2 IN 1 DOUBLE LOCK & ANGLOCK MACHINE VISE

CORNER Most kindly design to considered every tiny point.

Double opening than those of same grade vice. Can easy clamp longer work piece.

The jaw more deeper than those of same grade vice. Can clamping higher workpiece correctly.

New development double-clamp mechanism, can process two different size workpiece at same time, one unit treated as two units.

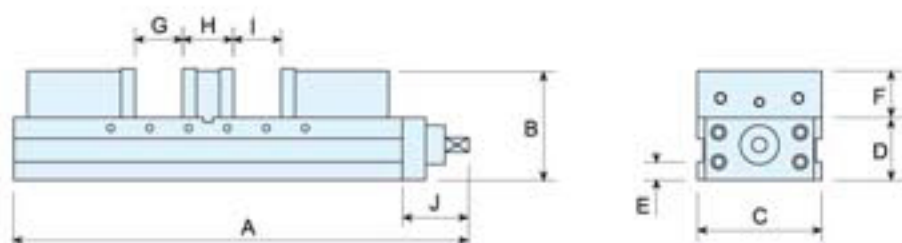
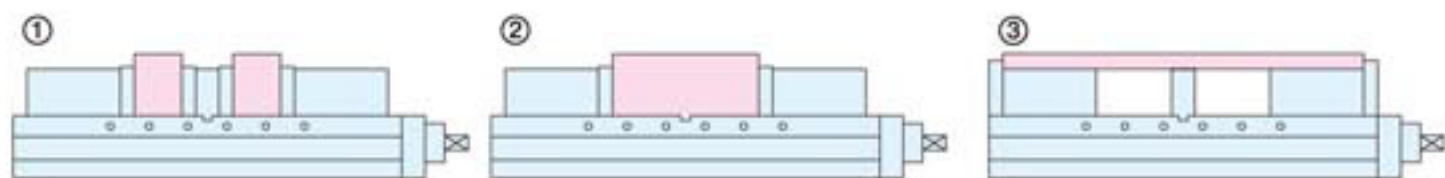


High strength. High accuracy.

Perpendicular rib structure with strain of vice. It could hardly

ISO-9001:2008


Six clamping way for choice



The work pieces size within 4mm able to adjustable

MODEL	A	B	C	D	E	F	G	H	I	J	WEIGHT
MLD-100A	470	105	100	65	23	40	55	60	55	70	25kg
MLD-160A	580	145	160	90	23	60	75	66	75	80	50kg

This unit had prevent lifting structure, when clamping in down direction power also acting, so the workpiece and movable parts lift very small, furthermore, the body and solid jaw is a combination structure, it does not tilt.



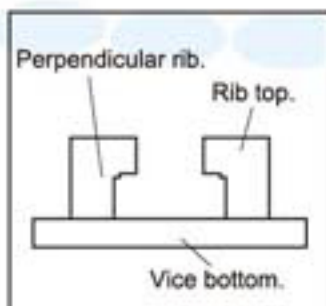
The whole Swivel Base are made by Stainless Steel, with harden treatment, durable and high accurate.

Standard Accessories

- 1.Handle-1 set
- 2.Guide key-2pcs
- 3.Screw-M6x10Lx2pcs
- 4.Vise locked block-4pcs

Optional Accessories


- 1.Special application jaw plates
- 2.Vise positioner
- 3.Swivel Base
- 4.Opening jaw plates



Ductile cast iron spring.



Microphotograph for ductile cast iron



rich has great resistance to bending due to clamping to bring bend.

Ductile cast iron is fit to produce rigid precision items, which have three times strengthen than same grade vise due to used ductile cast iron.

The common contact face and slide face of movable parts both with good wear resistance of treat treatment (over HRC45')